

ADDITION

Trace the two numbers in the addition problem. Use the pictures to help you count. Then write the total in the box.

3 + 1 =

This block shows the first addition problem. It features a dashed number 3, a plus sign, a dashed number 1, and an equals sign. Below the numbers are three blue blocks and one blue block. To the right of the equals sign are two sets of dashed lines for writing the answer.

4 + 1 =

This block shows the second addition problem. It features a dashed number 4, a plus sign, a dashed number 1, and an equals sign. Below the numbers are four red blocks and one red block. To the right of the equals sign are two sets of dashed lines for writing the answer.

2 + 2 =

This block shows the third addition problem. It features a dashed number 2, a plus sign, a dashed number 2, and an equals sign. Below the numbers are two green blocks and two green blocks. To the right of the equals sign are two sets of dashed lines for writing the answer.

ADDITION


Trace the two numbers in the addition problem. Use the pictures to help you count. Then write the total in the box.

2

+

3

=





4

+

2

=



2

+

5

=

