




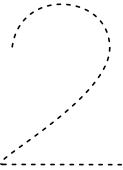



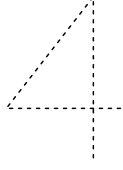





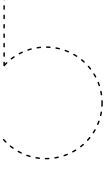


# COMPARING QUANTITIES

Directions: Look at the two groups of pictures and count how many are in each group. Circle the number that shows which group has more and trace the bigger number.

			
---	---	---	---



			
---	---	---	--



			
---	---	---	---



			
---	---	---	--



# COMPARING QUANTITIES

Directions: Look at the two groups of pictures and count how many are in each group. Circle the number that shows which group has less and trace the smaller number.



 5	 8
--	---

 9	 7
--	--

 9	 6
--	--

 6	 7
--	--

# COMPARING QUANTITIES

Directions: Look at each pair of numbers. On the left side with the  empty basket, circle and trace the number that is less. On the right side with the  full basket, circle and trace the number that is more.

