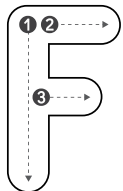

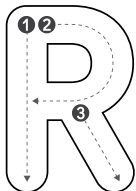
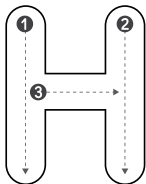

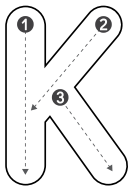

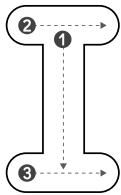

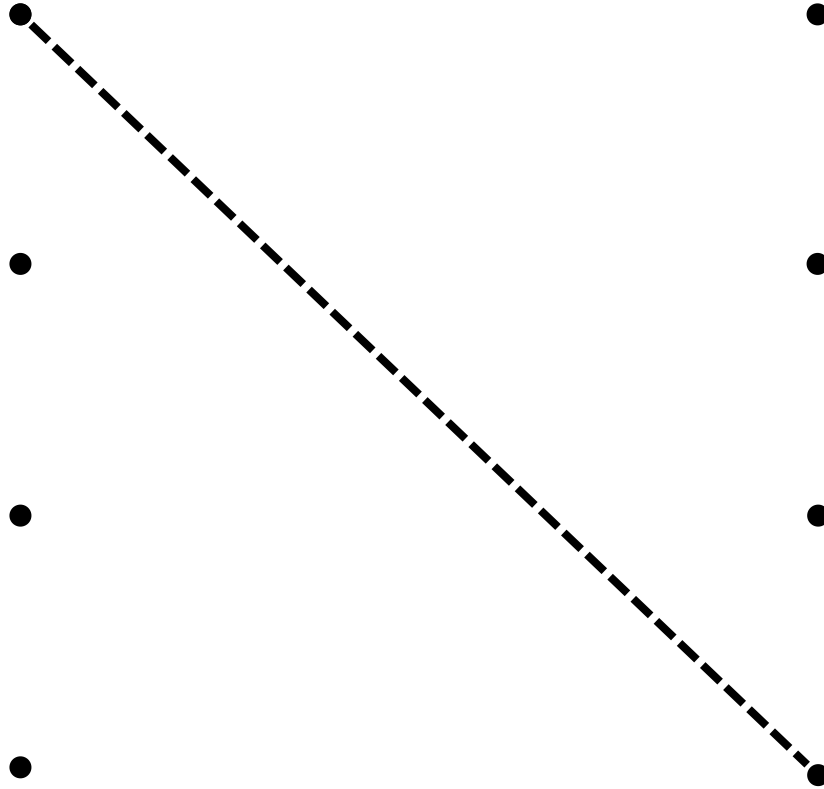
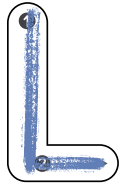


BEGINNING LETTER SOUNDS


Directions: Look at each letter. Say the sound it makes while tracing it. Then draw a line to the picture that begins with that sound.



Tip: If your child is having difficulty with any letter-sounds, come up a hand motion to represent the sound.


BEGINNING LETTER SOUNDS

Directions: Look at each picture. Say the name of the picture out loud. Then circle and trace the letter that makes the same first sound as the picture.




A glass jar of red jam with a red and white checkered cloth tied around the lid. A strawberry is on the label.

J F




A red sports car.

G C




A block of butter on a blue tray with two slices cut out.

D B




A child sliding down a yellow slide.

S C



A stack of pancakes with a pat of butter on top.

P N

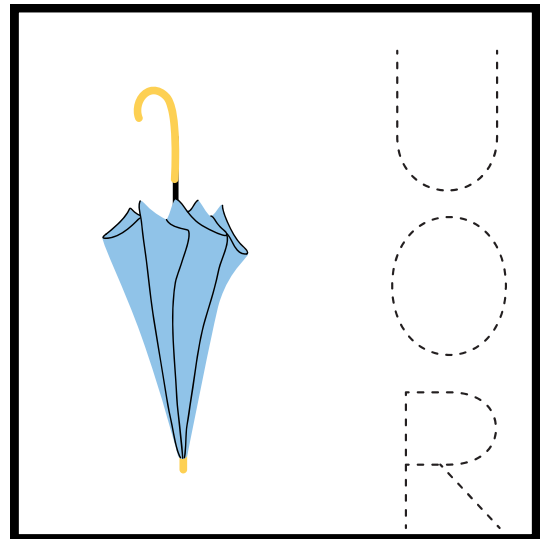
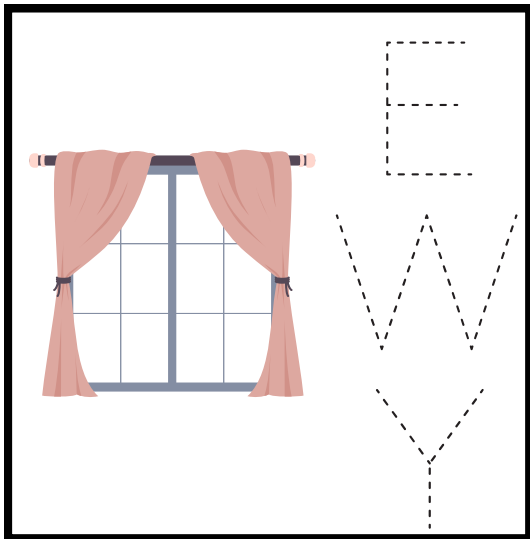





A sunny-side-up fried egg.

E B

BEGINNING LETTER SOUNDS

Directions: Look at each picture. Say the name of the picture out loud. Then circle and trace the letter that makes the same first sound as the picture.



BEGINNING LETTER SOUNDS

Directions: Look at each picture. Trace the letter and say the sound out loud. Then, circle the picture that begins with the same first sound as the letter.

